

1.25mm WTB (CF14) Series Connector:

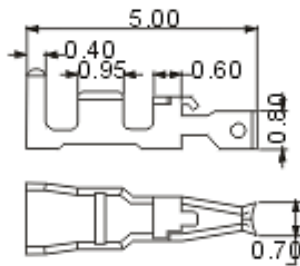


SPECIFICATIONS

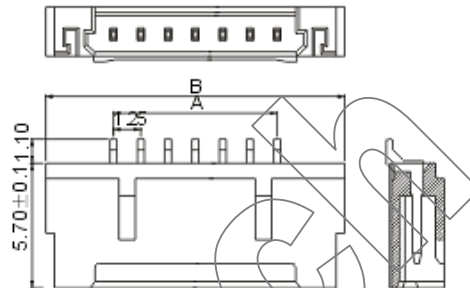
Pitch:	1.25 mm
Useable Wire Range:	AWG 32# ~ 28#
Current Rating:	1A, AC, DC
Voltage Rating:	100V, AC, DC
Operating Temperature:	-25 °C ~+85 °C
Relative Humidity:	93%, +40 °C
Dielectric Withstanding:	500V AC/minute
Contact Resistance:	≤ 20 mΩ/Contact
Insulator Resistance:	≥ 500 MΩ at 100V
Material:	
Base:	Nylon6T/LCP, UL94V-0
Contact Pin:	Phosphor Bronze
Housing:	Nylon46/ Nylon66, UL94V-0
Terminal:	Phosphor Bronze

ROHS Compliance

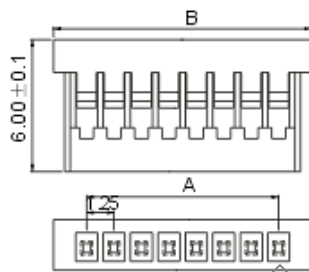
CF-14T



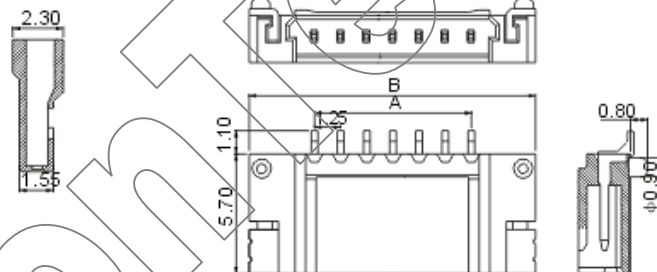
CF14-XAW



CF14-XY



CF14-XAWB



Circuit	Part No.			Dimensions (mm)		Circuit	Part No.			Dimensions (mm)	
				A	B					A	B
2	CF14-2Y	CF14-2AWB	CF14-2AB	1.25	7.45	17	CF14-17Y	CF14-17AWB	CF14-17AB	20.00	26.20
3	CF14-3Y	CF14-3AWB	CF14-3AB	2.50	8.70	18	CF14-18Y	CF14-18AWB	CF14-18AB	21.25	27.45
4	CF14-4Y	CF14-4AWB	CF14-4AB	3.75	9.95	19	CF14-19Y	CF14-19AWB	CF14-19AB	22.50	28.70
5	CF14-5Y	CF14-5AWB	CF14-5AB	5.00	11.20	20	CF14-20Y	CF14-20AWB	CF14-20AB	23.75	29.95
6	CF14-6Y	CF14-6AWB	CF14-6AB	6.25	12.45	21	CF14-21Y	CF14-21AWB	CF14-21AB	25.00	31.20
7	CF14-7Y	CF14-7AWB	CF14-7AB	7.50	13.70	22	CF14-22Y	CF14-22AWB	CF14-22AB	26.25	32.45
8	CF14-8Y	CF14-8AWB	CF14-8AB	8.75	14.95	23	CF14-23Y	CF14-23AWB	CF14-23AB	27.50	33.70
9	CF14-9Y	CF14-9AWB	CF14-9AB	10.00	16.20	24	CF14-24Y	CF14-24AWB	CF14-24AB	28.75	34.95
10	CF14-10Y	CF14-10AWB	CF14-10AB	11.25	17.45	25	CF14-25Y	CF14-25AWB	CF14-25AB	30.00	36.20
11	CF14-11Y	CF14-11AWB	CF14-11AB	12.50	18.70	26	CF14-26Y	CF14-26AWB	CF14-26AB	31.25	37.45
12	CF14-12Y	CF14-12AWB	CF14-12AB	13.75	19.95	27	CF14-27Y	CF14-27AWB	CF14-27AB	32.50	38.70
13	CF14-13Y	CF14-13AWB	CF14-13AB	15.00	21.20	28	CF14-28Y	CF14-28AWB	CF14-28AB	33.75	39.95
14	CF14-14Y	CF14-14AWB	CF14-14AB	16.25	22.45	29	CF14-29Y	CF14-29AWB	CF14-29AB	35.00	41.20
15	CF14-15Y	CF14-15AWB	CF14-15AB	17.50	23.70	30	CF14-30Y	CF14-30AWB	CF14-30AB	36.25	42.45
16	CF14-16Y	CF14-16AWB	CF14-16AB	18.75	24.95						